

Recall
$$\begin{cases} x' = F(x, y) \\ y' = G(x, y) \end{cases}$$

Critical point (x_0, y_0) s.t.
$$\begin{cases} F(x_0, y_0) = 0 \\ G(x_0, y_0) = 0 \end{cases}$$

Near each critical point, the nonlinear system can be approximated by the linear system:

$$\vec{u}' = J(x_0, y_0) \vec{u}$$

where
$$\vec{u} = \begin{bmatrix} x - x_0 \\ y - y_0 \end{bmatrix}$$

$$\begin{aligned} \begin{bmatrix} F(x, y) \\ G(x, y) \end{bmatrix} &= \begin{bmatrix} F(x_0, y_0) \\ G(x_0, y_0) \end{bmatrix} + \begin{bmatrix} F_x(x_0, y_0) & F_y(x_0, y_0) \\ G_x(x_0, y_0) & G_y(x_0, y_0) \end{bmatrix} \begin{bmatrix} x - x_0 \\ y - y_0 \end{bmatrix} + O(\sqrt{(x-x_0)^2 + (y-y_0)^2}) \\ &= \begin{bmatrix} F(x_0, y_0) \\ G(x_0, y_0) \end{bmatrix} + \begin{bmatrix} F_x(x_0, y_0) + \varepsilon_{11}(x-x_0, y-y_0) & F_y(x_0, y_0) + \varepsilon_{12}(x-x_0, y-y_0) \\ G_x(x_0, y_0) + \varepsilon_{21}(x-x_0, y-y_0) & G_y(x_0, y_0) + \varepsilon_{22}(x-x_0, y-y_0) \end{bmatrix} \begin{bmatrix} x - x_0 \\ y - y_0 \end{bmatrix} \end{aligned}$$

All ε_{ij} 's are small enough.

For linear approximation, ε_{ij} 's can be omitted.

It will be used in error analysis later.

$$\begin{bmatrix} x - x_0 \\ y - y_0 \end{bmatrix}' = \begin{bmatrix} x' \\ y' \end{bmatrix} = \begin{bmatrix} F_x(x_0, y_0) & F_y(x_0, y_0) \\ G_x(x_0, y_0) & G_y(x_0, y_0) \end{bmatrix} \begin{bmatrix} x - x_0 \\ y - y_0 \end{bmatrix}$$

• Lecture #23

July 13, 2015

• Example:

$$\begin{cases} dx/dt = -(x-y)(1-x+y) \\ dy/dt = x(2+y) \end{cases}$$

• Step #1: Critical Points

$$\begin{cases} -(x-y)(1-x-y) = 0 \\ x(2+y) = 0 \end{cases}$$

2nd equation \Rightarrow Either $x=0$ or $y=-2$

If $x=0$, 1st equation $\Rightarrow -(0-y)(1-0-y) = 0$
 $\Rightarrow y(1-y) = 0$
 $\Rightarrow y=0$ or $y=1$

If $y=-2$, 1st equation $\Rightarrow -(x+2)(1-x+2) = 0$
 $\Rightarrow -(x+2)(3-x) = 0$
 $\Rightarrow x=-2$, or $x=3$

Critical Points: $(0,0)$ $(0,1)$ $(-2,-2)$, $(3,-2)$

• Step #2: For each critical point, formulate the linear approximate

$$F = -(x-y)(1-x-y), \quad F_x = -(1-x-y) + (x-y) = 1+2x$$
$$F_y = (1-x-y) + (x-y) = 1-2y$$

$$G = x(2+y), \quad G_x = 2+y, \quad G_y = x$$

$$J(x,y) = \begin{bmatrix} -1+2x & 1-2y \\ 2+y & x \end{bmatrix}$$


• Near $(0,0)$, $\vec{u} = \begin{bmatrix} -1 & 1 \\ 2 & 0 \end{bmatrix} \vec{u}$

\Rightarrow Eigenvalues: $\begin{vmatrix} -1-\lambda & 1 \\ 2 & 0-\lambda \end{vmatrix} = \lambda^2 + \lambda - 2 = 0$

Eigenvalues
 $\lambda_1 = -2$
 $\lambda_2 = 1$

Eigenvectors:

$$\vec{v}_1 = \begin{bmatrix} 1 \\ -1 \end{bmatrix} \quad \vec{v}_2 = \begin{bmatrix} 1 \\ 2 \end{bmatrix}$$



• Near $(0,1)$ $\vec{u}' = \begin{bmatrix} -1 & -1 \\ 3 & 0 \end{bmatrix} \vec{u} \Rightarrow \begin{vmatrix} -1-\lambda & -1 \\ 3 & -\lambda \end{vmatrix} = \lambda^2 + \lambda + 3 = 0$

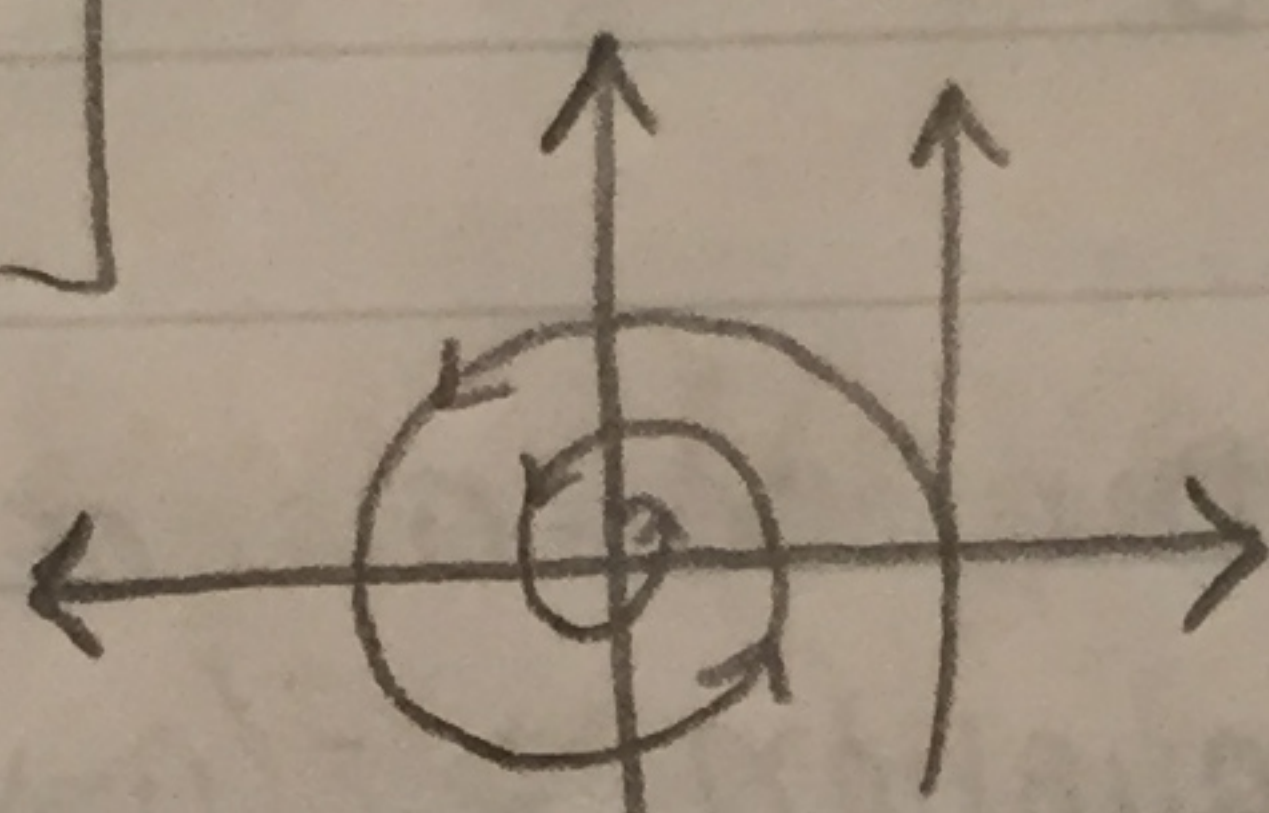
$$\lambda_{1,2} = \frac{-1 \pm \sqrt{1^2 - 12}}{2}$$

\Rightarrow tangent vector at $\begin{bmatrix} 1 \\ 0 \end{bmatrix}$ is

$$\begin{bmatrix} -1 & -1 \\ 3 & 0 \end{bmatrix} \begin{bmatrix} 1 \\ 0 \end{bmatrix} = \begin{bmatrix} -1 \\ 3 \end{bmatrix}$$

$$\lambda_{1,2} = -\frac{1}{2} \pm i \frac{\sqrt{11}}{2}$$

\hookrightarrow Eigen values



spiral sink

the portrait should be moved to $(0,1)$

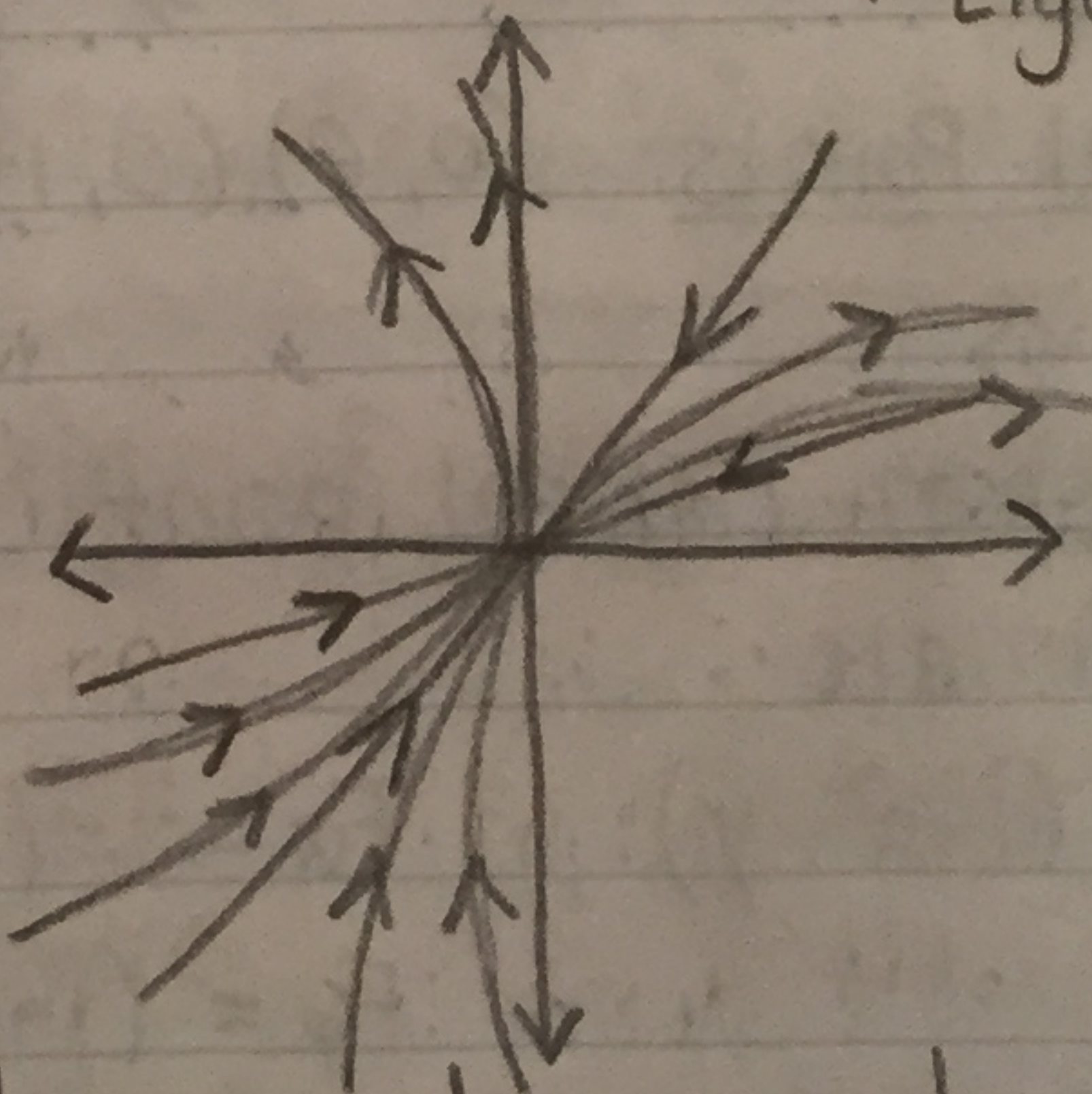
• Near $(-2,-2)$, $\vec{u}' = \begin{bmatrix} -5 & 5 \\ 0 & 0 \end{bmatrix} \vec{u} \Rightarrow \begin{vmatrix} -5-\lambda & 5 \\ 0 & -\lambda \end{vmatrix} = (-5-\lambda)(-2-\lambda) = 0$

$$\lambda_1 = -5, \lambda_2 = -2$$

\hookrightarrow Eigen values

Eigenvectors:

$$\vec{v}_1 = \begin{bmatrix} 1 \\ 0 \end{bmatrix} \quad \vec{v}_2 = \begin{bmatrix} 5 \\ 3 \end{bmatrix}$$

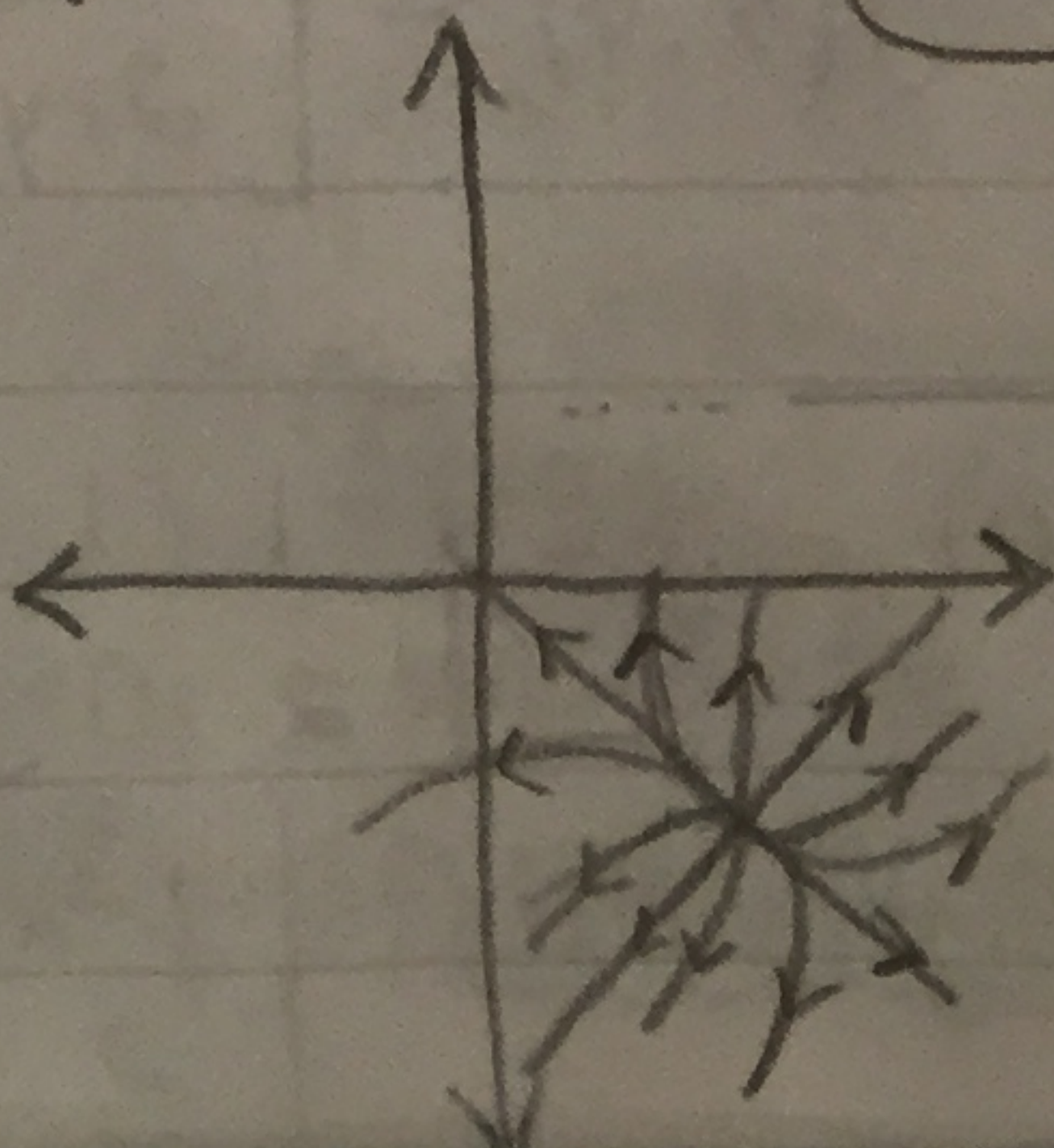


the portrait should be moved to $(-2,-2)$

• Near $(3,-2)$ $\vec{u}' = \begin{bmatrix} 5 & 5 \\ 0 & 3 \end{bmatrix} \vec{u} \Rightarrow \begin{vmatrix} 5-\lambda & 5 \\ 0 & 3-\lambda \end{vmatrix} \Rightarrow \lambda_1 = 5, \lambda_2 = 3$ Eigen-values

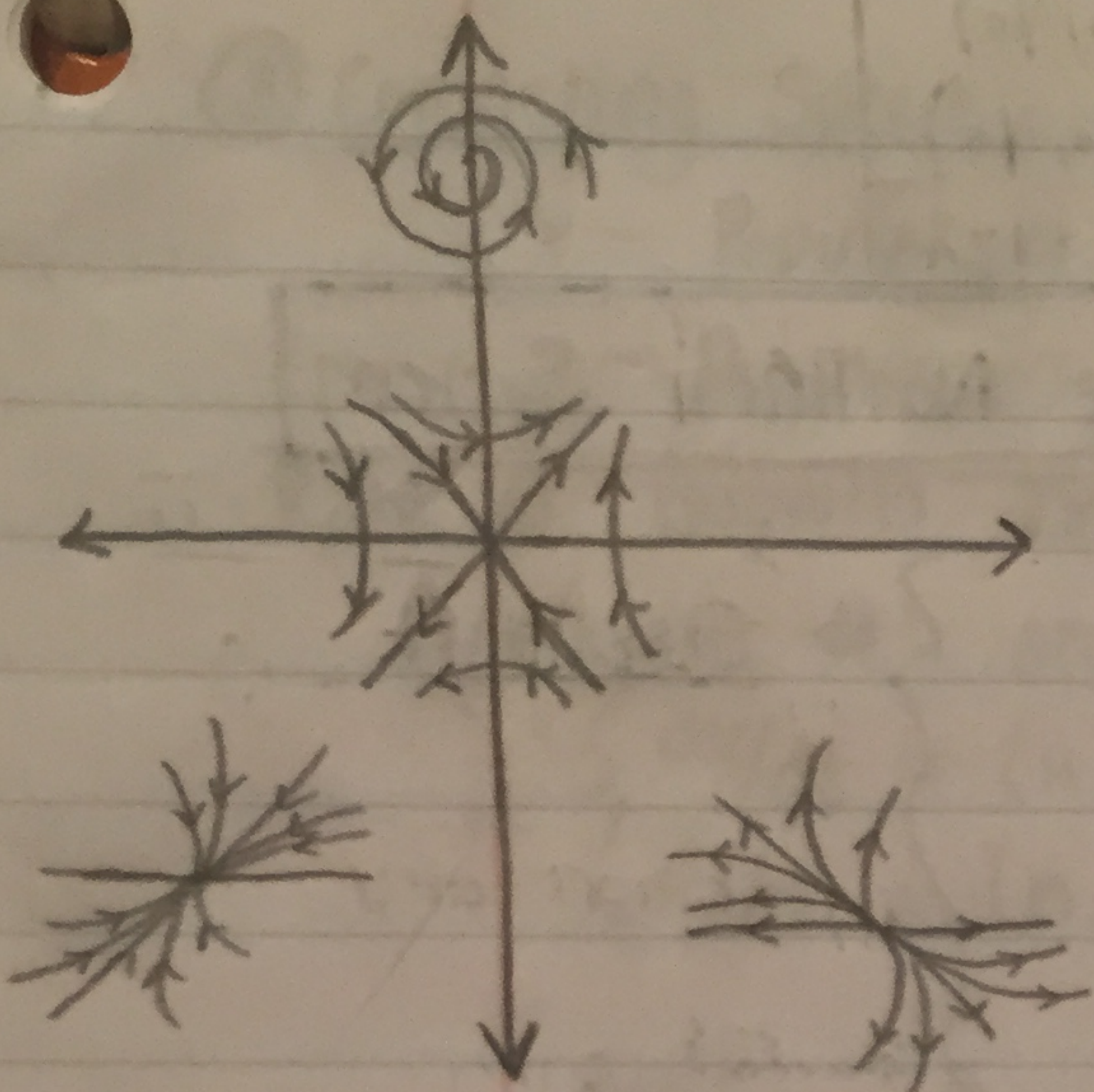
Eigenvectors:

$$\vec{v}_1 = \begin{bmatrix} 1 \\ 0 \end{bmatrix}, \vec{v}_2 = \begin{bmatrix} -5 \\ 2 \end{bmatrix}$$



• Step # 3: Plot Global Phase Portrait

↳ This would involve some complex computations that would not be required on an Exam!



• Trace Determinant Classification:

$$\begin{vmatrix} a_{11} - \lambda & a_{12} \\ a_{21} & a_{22} - \lambda \end{vmatrix} = \lambda^2 - \underbrace{(a_{11} + a_{22})}_{\text{Tr } A} \lambda + \underbrace{(a_{11}a_{22} - a_{12}a_{21})}_{\text{Det } A} = 0$$

Vieta's Theorem: $\begin{cases} \lambda_1 + \lambda_2 = \text{tr } A \\ \lambda_1 - \lambda_2 = \text{det } A \end{cases}$

should be the product of eigenvalues, not the difference

Note: If λ_1, λ_2 real #'s, $\lambda_1, \lambda_2 > 0$, then $\lambda_1 + \lambda_2 > 0$
 \Rightarrow both λ_1 and $\lambda_2 > 0$

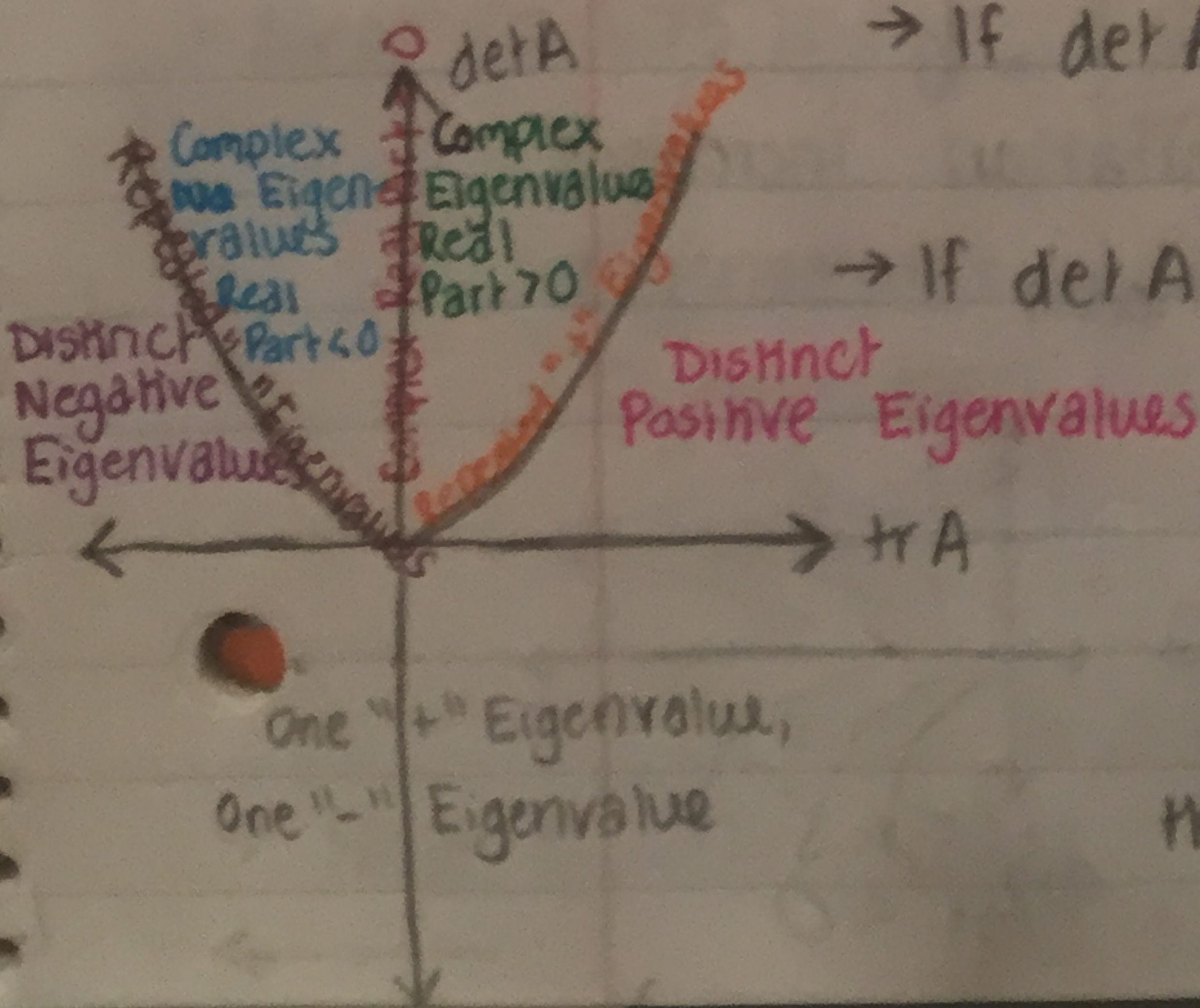
or $\lambda_1 + \lambda_2 < 0 \Rightarrow$ both λ_1 and $\lambda_2 < 0$

If $(\text{tr } A)^2 - 4 \text{det } A > 0 \dots$

\rightarrow If $\text{det } A > 0$, then ① $\text{tr } A > 0 \Rightarrow \lambda_1, \lambda_2 > 0$

② $\text{tr } A < 0 \Rightarrow \lambda_1, \lambda_2 < 0$

\rightarrow If $\text{det } A < 0$, then $\lambda_1 > 0, \lambda_2 < 0$



* Recall: $\vec{u}' = J(x_0, y_0)\vec{u}$ is an approximation to the nonlinear system

Nonlinear term acts as perturbations to the x-axis

$$\begin{aligned} F_x &= (x_0, y_0) + \epsilon_{11}(x-x_0, y-y_0), & F_y &= (x_0, y_0) + \epsilon_{12}(x-x_0, y-y_0) \\ G_x &= (x_0, y_0) + \epsilon_{21}(x-x_0, y-y_0), & G_y &= (x_0, y_0) + \epsilon_{22}(x-x_0, y-y_0) \end{aligned}$$

$$\Rightarrow J(x_0, y_0) = \begin{bmatrix} F_x(x_0, y_0) & F_y(x_0, y_0) \\ G_x(x_0, y_0) & G_y(x_0, y_0) \end{bmatrix}$$

Qualitative Properties of the Nonlinear System

<u>Eigenvalues:</u>	<u>Classification:</u>	<u>Stability:</u>
$\lambda_1 > \lambda_2 > 0$		
$\lambda_1 > 0 > \lambda_2$		
$0 > \lambda_1 > \lambda_2$		
$\lambda = \alpha \pm i\beta, \alpha > 0$		
* $\lambda = \alpha \pm i\beta, \alpha = 0$	Indefinite	Indefinite
$\lambda = \alpha \pm i\beta, \alpha < 0$		
$\lambda_1 = \lambda_2 > 0$	Indefinite	unstable
$\lambda_1 = \lambda_2 < 0$	Indefinite	asymptotically stable

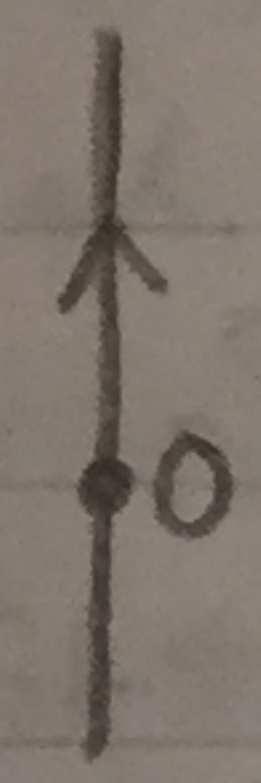
* Population Models *

① Rate of Growth is constantly k

$$\frac{dP}{dt} = kP$$

Critical points: $P=0$

Phase Line:



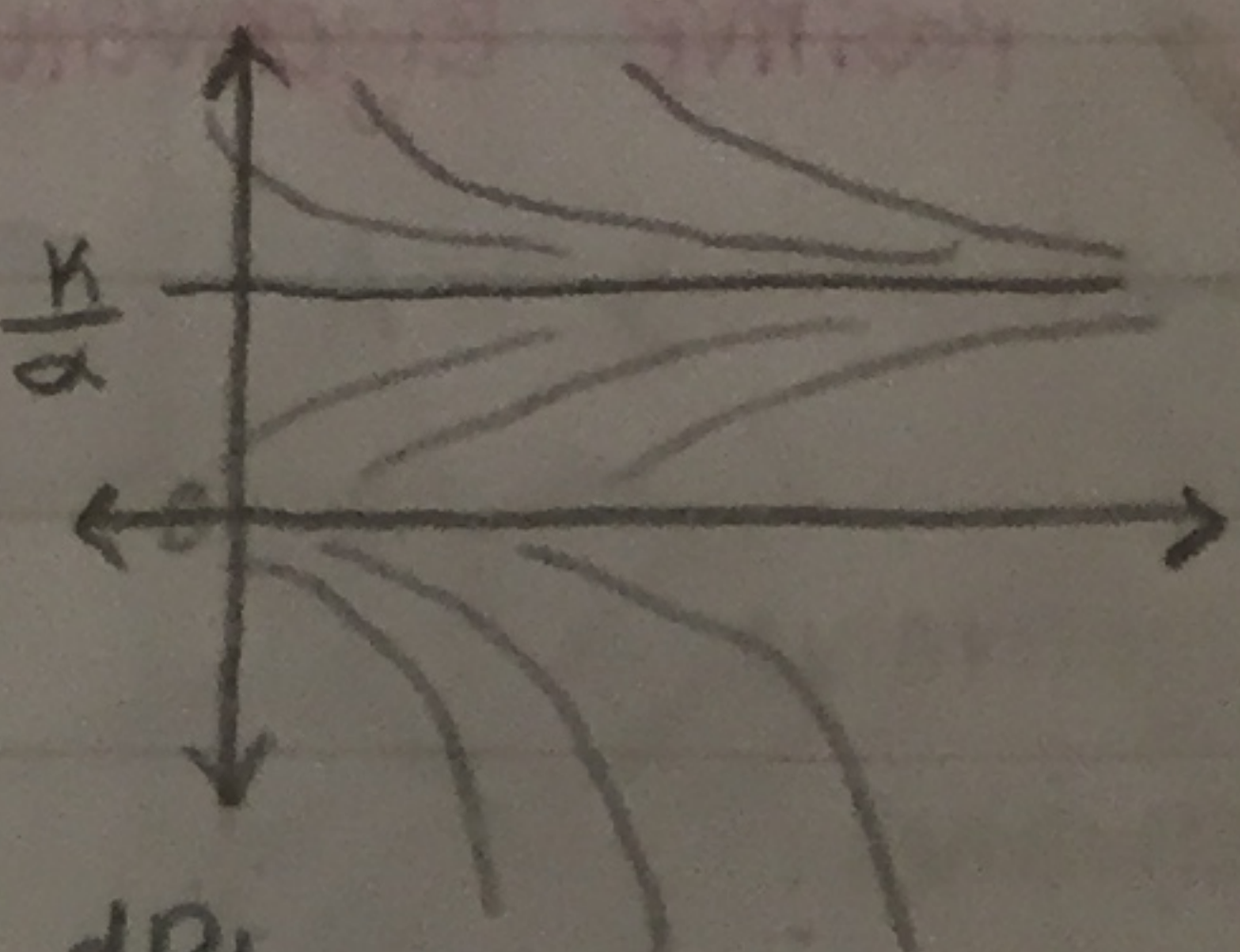
② Rate of Growth Decreases as Population Increases

$$\frac{dP}{dt} = (k - \alpha x)x \quad \left. \vphantom{\frac{dP}{dt}} \right\} \text{Logistic Model}$$

Critical Points: $x=0, x = k/\alpha$

Phase Line:

Trajectories:



$$\frac{k}{\alpha} > x > 0 \quad \frac{dP}{dt} > 0, \quad x > \frac{k}{\alpha} \quad \frac{dP}{dt} < 0$$

③ Competing Species:

x - Population of #1

y - Population of #2

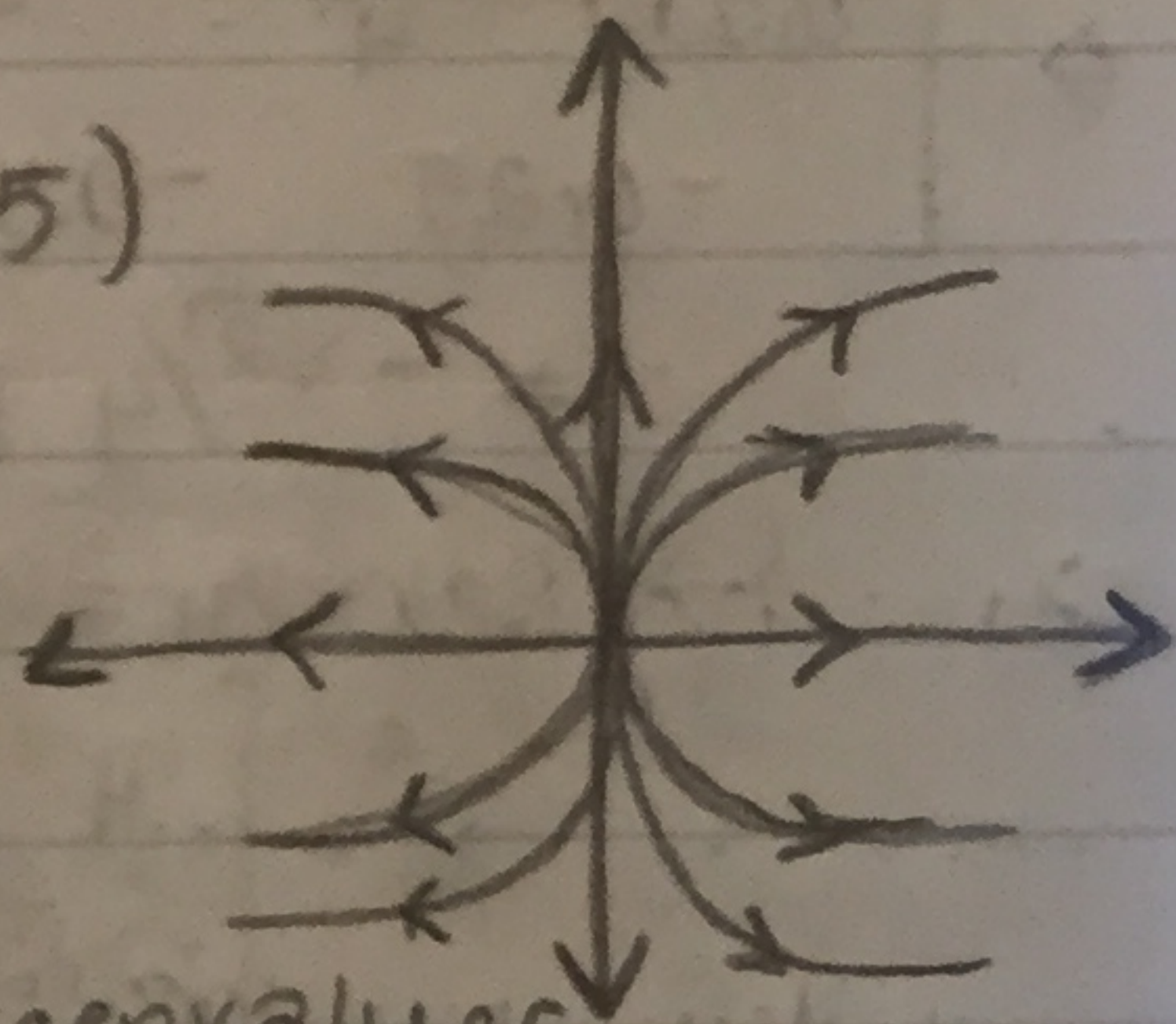
Rate of Growth Decreases if x increases or y increases for both #1 and #2

$$\begin{cases} dx/dt = (r_1 - \alpha_1 x - \beta_1 y)x \\ dy/dt = (r_2 - \alpha_2 y - \beta_2 x)y \end{cases}$$

Example:
$$\begin{cases} dx/dt = x(1-x-y) \\ dy/dt = y(0.75-y-0.5x) \end{cases}$$

(i) Critical Points: $(0,0), (1,0), (0,0.75), (0.5,0.5)$

(ii)
$$J(x,y) = \begin{bmatrix} 1-2x-y & -x \\ -0.5y & 0.75-2y-0.5x \end{bmatrix}$$



→ Near $(0,0)$: $\vec{u}' = \begin{bmatrix} 1 & 0 \\ 0 & 0.75 \end{bmatrix} \vec{u} \Rightarrow \lambda_1 = 1, \lambda_2 = 0.75$

$\Rightarrow \begin{bmatrix} 1 \\ 0 \end{bmatrix}$ and $\begin{bmatrix} 0 \\ 1 \end{bmatrix}$ = Eigenvectors \Rightarrow Nodal Source (unstable)

→ Near $(0,0.75)$: $\vec{u}' = \begin{bmatrix} 0.25 & 0 \\ -0.375 & -0.75 \end{bmatrix} \vec{u}$

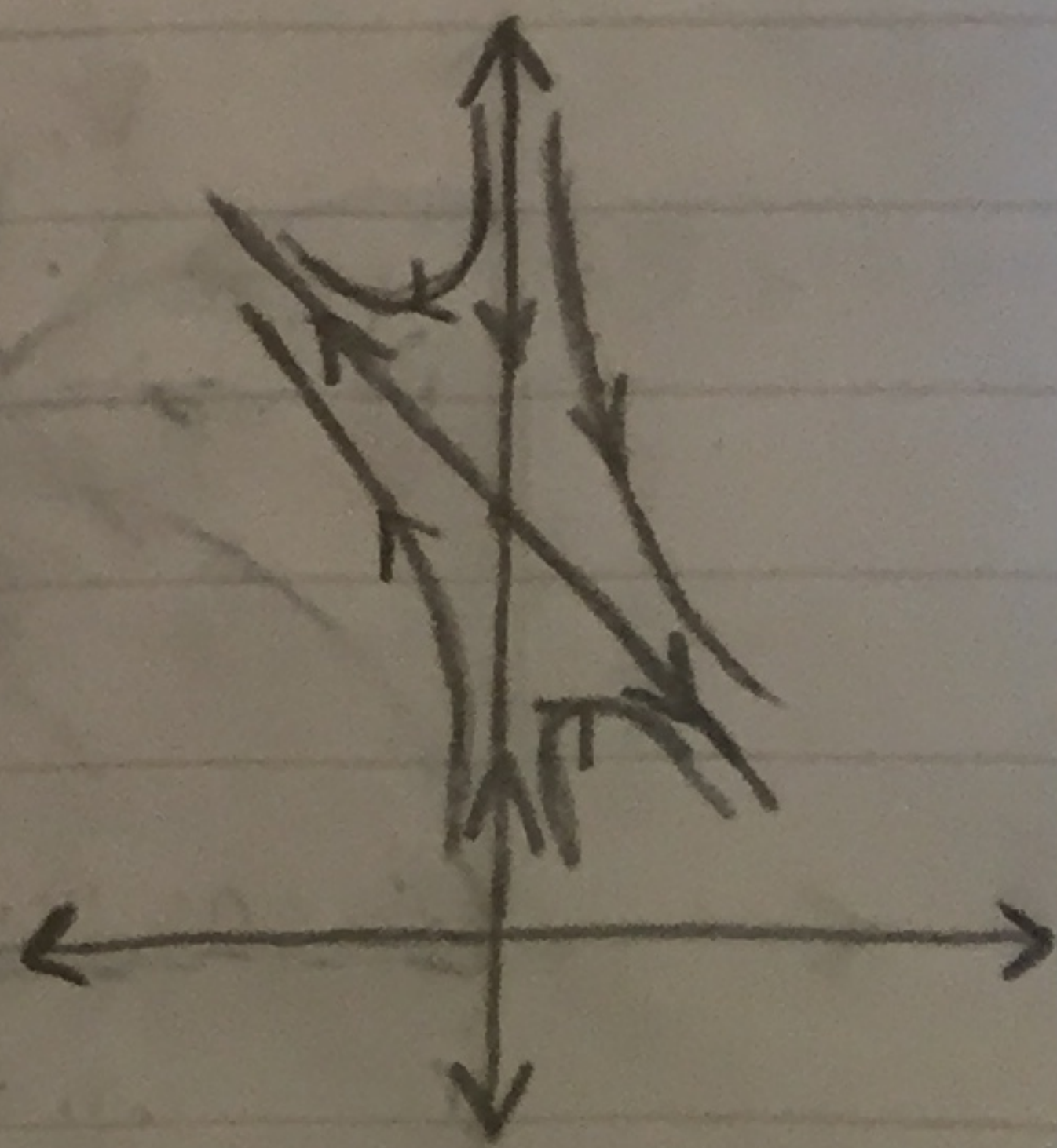
Eigenvalues: $\lambda_1 = 0.25, \lambda_2 = -0.75$

Eigenvectors:

$$\vec{v}_1 = \begin{bmatrix} -8 \\ 3 \end{bmatrix}, \vec{v}_2 = \begin{bmatrix} 0 \\ 1 \end{bmatrix}$$

$\Rightarrow (0,0.75)$ is a saddle point (unstable)

→ Near $(1,0)$: $\vec{u}' = \begin{bmatrix} -1 & -1 \\ 0 & 0.25 \end{bmatrix} \vec{u}$



Eigenvalues: $\lambda_1 = -1$, $\lambda_2 = 0.25$

Eigenvectors:

$$\vec{v}_1 = \begin{bmatrix} 1 \\ 0 \end{bmatrix}, \quad \vec{v}_2 = \begin{bmatrix} 4 \\ -5 \end{bmatrix}$$

$\Rightarrow (1, 0)$ is a saddle point (unstable)

\rightarrow Near $(0.5, 0.5)$: $\vec{u}' = \begin{bmatrix} -0.5 & -0.5 \\ -0.25 & -0.5 \end{bmatrix} \vec{u}$

Eigenvalues: $\begin{vmatrix} -0.5-\lambda & -0.5 \\ -0.25 & -0.5-\lambda \end{vmatrix} = (-0.5-\lambda)^2 - 0.125 = 0$

$$= \lambda^2 + \lambda + 0.25 - 0.125 = 0 \Rightarrow \lambda^2 + \lambda + 0.125 = 0$$

$$\Rightarrow \lambda = \frac{-1 \pm \sqrt{(1)^2 - 4(1)(0.125)}}{2(1)} = \frac{-2 \pm \sqrt{2}}{4}$$

$$\Rightarrow \begin{bmatrix} -0.5 - \frac{-2+\sqrt{2}}{4} & -0.5 \\ -0.25 & -0.5 - \frac{-2+\sqrt{2}}{4} \end{bmatrix} \begin{bmatrix} k_1 \\ k_2 \end{bmatrix} = \begin{bmatrix} -\frac{\sqrt{2}}{4} & -0.5 \\ -0.25 & -\frac{\sqrt{2}}{4} \end{bmatrix} \begin{bmatrix} k_1 \\ k_2 \end{bmatrix} = \begin{bmatrix} 0 \\ 0 \end{bmatrix}$$

$$\Rightarrow -\frac{\sqrt{2}}{4} k_1 - 0.5 k_2 = 0$$

\hookrightarrow Set $k_1 = 4$, then $-\sqrt{2} - 0.5 k_2 = 0 \Rightarrow k_2 = -2\sqrt{2}$

$$\vec{v}_1 = \begin{bmatrix} 4 \\ -2\sqrt{2} \end{bmatrix} \approx \begin{bmatrix} 4 \\ -3.439 \end{bmatrix}$$

$$\Rightarrow \begin{bmatrix} -0.5 - \frac{-2-\sqrt{2}}{4} & -0.5 \\ -0.25 & -0.5 - \frac{-2-\sqrt{2}}{4} \end{bmatrix} \begin{bmatrix} k_1 \\ k_2 \end{bmatrix} = \begin{bmatrix} 4 \\ 2\sqrt{2} \end{bmatrix}$$

$$\lambda_1 = \frac{-2-\sqrt{2}}{4} < 0, \quad \lambda_2 = \frac{-2+\sqrt{2}}{4} < 0$$

Nodal Sink (Stable)

